




Year-End Report 2018 and Transformative Transactions

Conference call, February 12th, 2019 at 3:00 p.m. (CET)
Dial-in number: SE: +46 8 505 564 53, US: +1 646 502 51 16
Peter Wolpert, CEO & Founder
Mark Beveridge, VP Finance

Disclaimer



The purpose of this presentation (the "**Presentation**") is to provide an overview of Moberg Pharma AB (publ) (the "**Company**"). For the purposes of this notice, "Presentation" means this document, its contents or any part of it, any oral presentation, any question or answer session and any written or oral material discussed or distributed during the Presentation meeting.

This Presentation is not a prospectus or similar offer document. This Presentation does not purport to contain comprehensive or complete information about the Company and is qualified in its entirety by the business, financial and other information the Company is required to publish in accordance with the rules, regulations and practices applicable to companies listed on Nasdaq Stockholm (the "**Exchange Information**"). Any decision to invest in any securities of the Company should only be made on the basis of a thorough examination of the Exchange Information and an independent investigation of the Company itself and not on the basis of this Presentation. Neither this Presentation nor any of the Exchange Information has been independently verified by any other person unless expressly stated therein. No representation or warranty, express or implied, is made as to, and no reliance should be placed on, the fairness, accuracy or completeness of the information or opinions contained in this Presentation.

Except where otherwise indicated in this Presentation, the information provided herein is based on matters as they exist at the date of preparation of this Presentation and not as of any future date. All information presented or contained and any opinions expressed in this Presentation are subject to change without notice. None of the Company or any of its directors, officers, employees, agents, affiliates or advisers is under any obligation to update, complete, revise or keep current the information contained in this Presentation to which it relates or to provide the recipient of with access to any additional information that may arise in connection with it.

This Presentation contains "forward-looking" statements. These forward-looking statements can be identified by the fact that they do not relate only to historical or current facts. In particular, forward-looking statements include all statements that express forecasts, expectations, plans, outlook and projections with respect to future matters, including trends in results of operations, margins, growth rates, overall market trends, the impact of interest or exchange rates, the availability or cost of financing, anticipated cost savings or synergies, the completion of strategic transactions and restructuring programmes, anticipated tax rates, expected cash payments, and general economic conditions. By their nature, forward-looking statements involve risk and uncertainty because they relate to events and depend on circumstances that will occur in the future and they are subject to change at any time. There are a number of factors that could cause actual results and developments to differ materially from those expressed or implied by these forward-looking statements, including risks associated with the inherent uncertainty of pharmaceutical research and product development, manufacturing and commercialization, the impact of competitive products, patents, legal challenges, government regulation and approval, the Company's ability to secure new products for commercialization and/or development and other risks and uncertainties detailed from time to time in the Company's interim or annual reports, prospectuses or press releases and other factors that are outside the Company's control. Any forward-looking statements made by or on behalf of the Company speak only as of the date they are made. The Company does not undertake to update forward-looking statements to reflect any changes in the Company's expectations with regard thereto or any changes in events, conditions or circumstances on which any such statement is based.


Transaction announcements

Pipeline assets

Recent progress in brief

Moberg Pharma going forward





Transformative actions after a strong year

COMMERCIAL BUSINESS

PIPELINE ASSETS

**DIVESTING FOR
USD 155 MILLION**

3 #1-BRANDS

NAIL FUNGUS LIQUID BANDAGES PAIN RELIEF SPRAYS



Direct sales through all major U.S. retailers
and distributor sales in 30+ markets, with
400+ MSEK in annual sales

2 PRODUCTS IN PHASE 3

MOB-015


Topical terbinafine
against nail fungus

BUPI

Bupivacaine lozenge
against OM

Potential market leaders with
\$250-500m (MOB-015) and \$100-200m
(BUPI) estimated sales potential

Realizing value for OTC and indicating MOB-015 potential




Compelling Divestment of OTC-BusinessTMTM

Funding & Focus on MOB-015 Pipeline Program

MOB-015 Significant Agreement with Bayer AG

Transformative transaction: Compelling divestment of our OTC-Business



Today we entered into an agreement with RoundTable Healthcare Partners and Signet Healthcare Partners to divest the OTC-business and fund our pipeline program

Realizes compelling value for the OTC-business

- Cash consideration of USD 155 million

Funds MOB-015 and indicates the significant potential


- Additional USD 5 million to fund continued development and commercialization of MOB-015
- Implied valuation for MOB-015 of approximately USD 70 million

Significant distribution to shareholders while retaining upside

- Proceeds from the transaction will be used to redeem our outstanding SEK 600 million bonds
- Remaining part, net of transaction expenses and cash retained for MOB-015 program, will enable substantial distribution to shareholders in 2019
- Shareholders will continue to benefit from MOB-015 value creation



Transaction overview



We have entered into agreements regarding the divestment of the OTC-business and the funding of the MOB-015 program

Transaction Details

- Cash consideration of USD 155 million for the divestment of the OTC-Business, to include a customary working capital adjustment to be determined upon closing
- Subscription for newly issued shares for USD 2.5 million at a subscription price of SEK 35.16 per share, valuing MOB-015 at approximately USD 70 million (approximately SEK 640 million)
- Subscription for newly issued warrants at a subscription price of SEK 35.16 per share and to provide a loan with a principal amount of USD 2.5 million


Timing to Close

- Completion of the OTC-divestment is expected by the end of March 2019
- Closing is conditional upon approval by the required majority at a general meeting, completion of certain filings, accuracy of certain fundamental warranties, and upon the purchaser receiving debt financing on specified terms
- At the general meeting, shareholders representing 39% of the voting rights commit to voting in favor of the transaction and electing a person suggested and nominated by the purchaser

Use of Proceeds

- Proceeds from the transaction will be used to redeem our outstanding SEK 600 million bonds
- Intend to use remaining part of cash consideration, net of transaction expenses and cash retained for MOB-015 program, to make a payment to shareholders

Shareholder value – a highly attractive outcome



OTC-
business
consideration

SEK 43-45*
per share dividend to shareholders

Proceeds from OTC-business to be used to redeem bonds and pay dividend

implied
value of
MOB-015

SEK 35.16**
per share subscription price

Further validation of the value of our key asset MOB-015

combined
transaction
value


SEK 78-80
per share total value

Delivering a compelling total value to our shareholders

* Reflects proceeds to shareholders after transaction expenses and bond redemption

** Subscription price for USD 2.5 million investment

Key transaction milestones in 2019

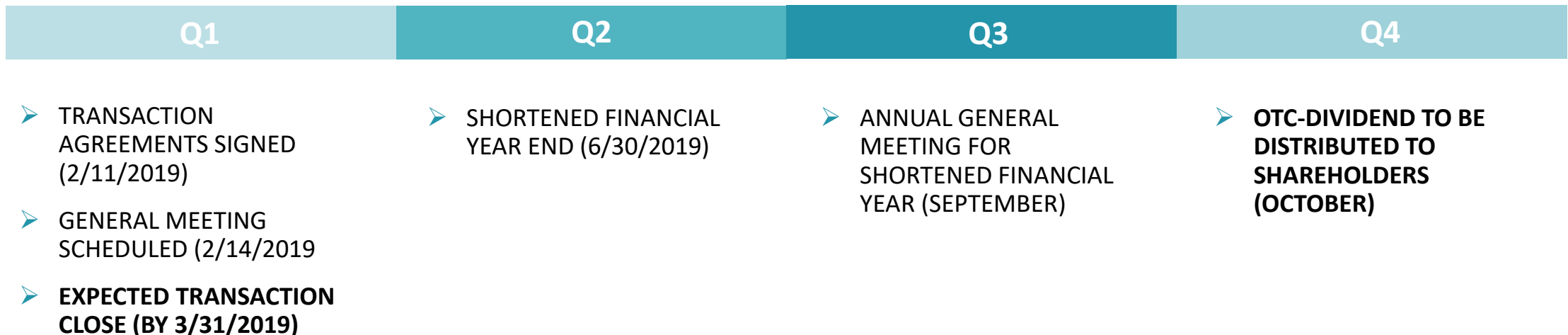


Transaction expected to close by end of March 2019


- After approval at General Meeting as well as other closing conditions have been met

Proceeds to shareholders to be distributed by the end of October 2019

- Final amount of dividend to be announced at the latest when the notice for the annual general meeting for the shortened financial year is announced



MOB-015 – License agreement with Bayer for Europe



Further validation in the value of our key pipeline asset from the world leader in OTC antifungal treatments

- On February 11th, 2019, an exclusive license agreement was signed with Bayer AG to commercialize in Europe
- The Consumer Health division of Bayer will commercialize MOB-015 in Europe upon completed Phase 3 studies and registration by Moberg Pharma
- Moberg Pharma will be eligible to receive up to EUR 50 million in milestone payments, including EUR 1.5 million paid at signing
- The majority of the milestone payments are contingent on sales targets, with the balance contingent on development and regulatory milestones
- We will also receive supply fees including royalties

With the addition of this partnership, our commercialization preparations are underway in several territories

Transaction announcements


Pipeline assets

Recent progress in brief

Moberg Pharma going forward



Focused on realizing the substantial value of our pipeline



MOB-015 – Better cure rates, fast visible improvement and shorter treatment

- Topical delivering high concentrations of terbinafine through the nail
- Efficacy and safety demonstrated in Phase 2, incl. terbinafine levels in nail and nail bed
- Two Phase 3 studies ongoing in North America and Europe (n = 800)
- Patent protection until 2032 in key markets, incl. US, EU, Japan and China
- Two agreements signed


250-500 MUSD
ESTIMATED ANNUAL SALES

BUPI - Better and longer pain relief in the oral cavity

- Lead indication is Oral Mucositis after radio- or chemotherapy
- Superior Phase 2 data published
- Phase 3 preparations ongoing, expanding partnering effort
- Patent protection until 2032-2033 granted in USA, EU and Canada

100-200 MUSD
ESTIMATED ANNUAL SALES

MOB-015 – Approaching Phase 3-results



North America

- The U.S. study comprises 365 patients randomized at 32 clinics in the U.S. and Canada.
- Recruitment was finalized in September.
- Topline results are expected in the fourth quarter of 2019.


Q4 19
EXPECTED NORTH AMERICAN
TOPLINE RESULTS

Europe

- The number of patients recruited in Europe will exceed 400.
- The screening was finalized end of January and the last patient is expected to be randomized in a few weeks.
- Topline results are expected in the second quarter of 2020.

Q2 20
EXPECTED EUROPEAN
TOPLINE RESULTS

MOB-015 – Significant market potential for our key asset



Progress commercialization plans with current and new partners

Cipher Pharmaceuticals, Canada

- Can bring up to 14.6 million, where of USD 0.5 million at time of signing.
- Majority of the milestone payments are contingent on commercial milestones and the remaining part on development and regulatory milestones.
- Royalties and supply fees for delivered products.

Consumer Health division of Bayer Group, Europe

- Eligible to up to EUR 50.0 million in milestone payments, where of EUR 1.5 million at time of signing.
- Majority of the milestone payments are contingent on commercial milestones and the remaining part on development and regulatory milestones.
- Royalties and supply fees for delivered products.

170-300 MUSD

US RX POTENTIAL
(WAC \$1700/UNIT, BRANDED
TOPICALS BEFORE DISCOUNT)

50-100 MUSD

OTHER RX MARKETS, E.G.
JAPAN AND CANADA

>200 MUSD

EUROPEAN OTC MARKET FOR
TOPICAL ONYCHOMYCOSIS IN 2017

Transaction announcements


Pipeline assets

Recent progress in brief

Moberg Pharma going forward



Strong finish to 2018




Commercial Operations – EBITDA exceeded 100 MSEK for the first time

- U.S. sales were strong in the fourth quarter, contributing to double-digit growth for the full year. Distributor sales, excl. milestone payments, also grew in the fourth quarter, in line with our stabilization plan for the full year. New agreement with Mundipharma in MEA/South Africa and progress in Russia, open new growth markets for Emtrix® in 2019.
- The strategy to streamline the portfolio and focus on the key brands resulted in healthy organic growth as well as increased profitability – with the EBITDA-margin steadily approaching the long-term target of 25%.
- We decided to divest the OTC-business after the year-end.

Pipeline – Finalized screening and the second license agreement in place

- European screening-process for MOB-015 phase-3 study completed after year-end, topline-results expected in Q2 2020.
- Second license agreement for MOB-015 signed after the year-end with Bayer for European commercialization, worth EUR 50 million in addition to supply fees and royalties.
- Patent protection granted for MOB-015 in China, valid until 2032.

Double-digit growth for the full year



Direct sales – Consumption growth of 12.4% in 2018

- Kerasal Nail® delivered outstanding sales performance over the past three years and continues to strengthen its #1 position
- Both Dermoplast® and New Skin® continued to expand their market leading positions, following successful campaigns and enhanced digital marketing including social media
- Continued strong response to Kerasal Intensive Foot Repair re-launch in May 2018


Distributor sales – Strong finish to the year, in line with full-year strategy

- Distributor sales +46% in Q4, in line with plan to stabilize full-year levels for 2018*. New agreement with Mundipharma in MEA/South Africa and progress in Russia, open new growth markets for Emtrix® in 2019

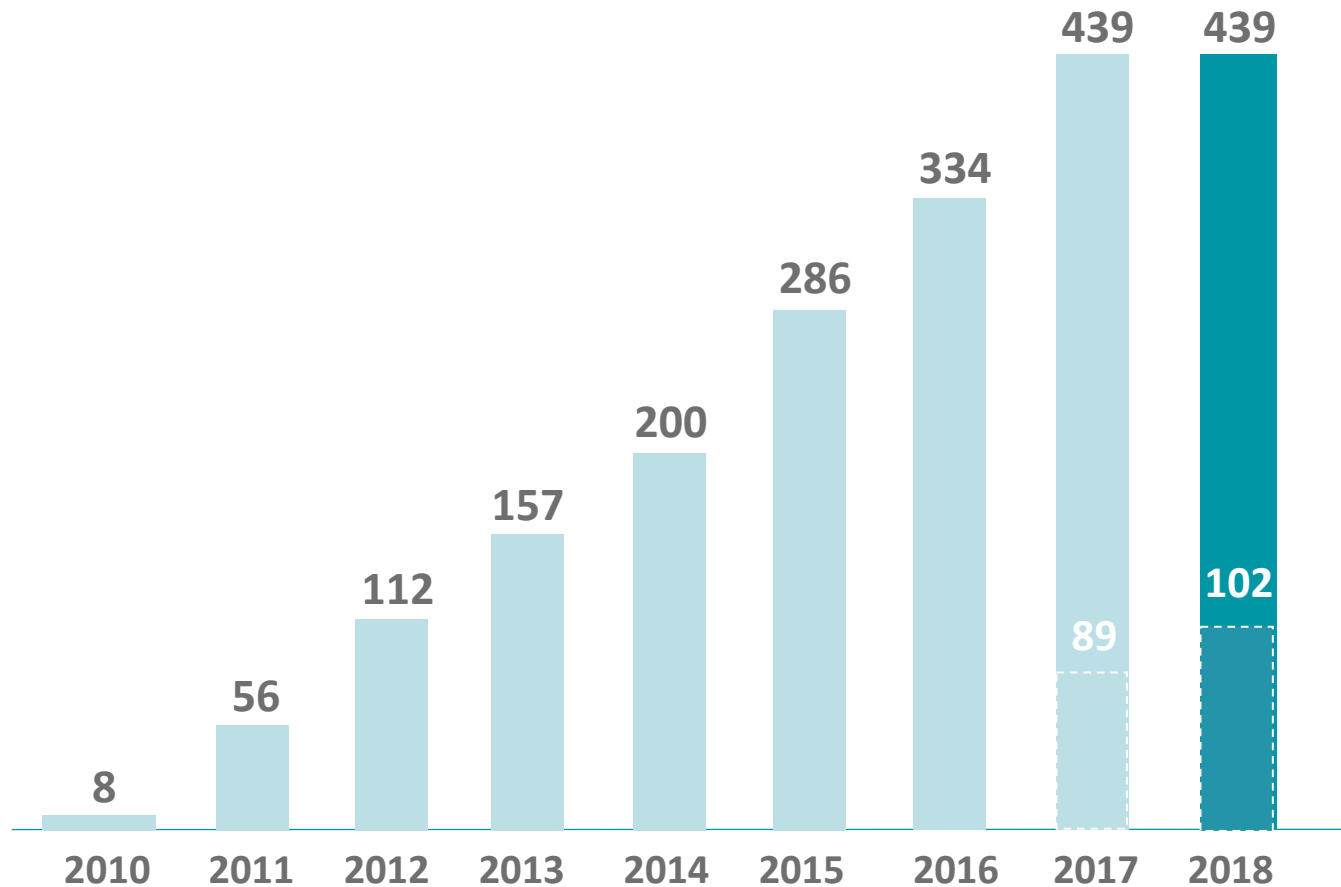


* Adjusted for milestone payments

Double-digit growth in sales and profitability



Net Sales, MSEK




439 MSEK
NET SALES 12M 2018 (+16%*)

102 MSEK
EBITDA 12M 2018 (+14%)

23%
EBITDA MARGIN 12M 2018

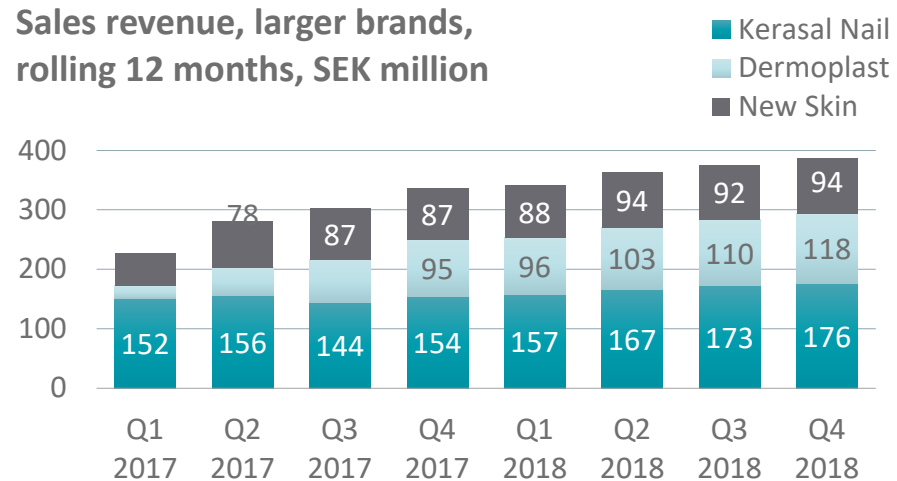
* Current portfolio only, Adjusted for acquisitions, divestments

Underlying EBITDA doubled over the last two years

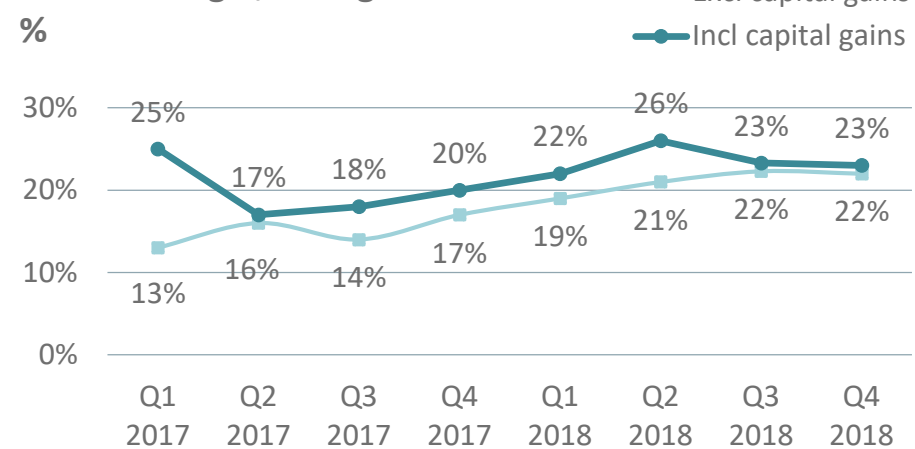


– Note significant divestments and acquisitions 2016 - 2018

Sales revenue, larger brands, rolling 12 months, SEK million




EBITDA margin, rolling 12 months



Long-term EBITDA margin target: 25%

P&L – Strong Gross Margin and EBITDA




Full Year 2018

P&L Summary (MSEK)	Oct-Dec		Jan-Dec	
	2018	2017	2018	2017
Revenue	98	90	439	439
Gross profit	73	65	335	314
%	75%	72%	76%	71%
SG & A	-36	-31	-218	-215
R&D - existing product portfolio ¹⁾	-3	-2	-10	-6
Other operating income/operating expenses	3	-1	16	13
EBITDA Commercial Operations	36	31	122	106
%	37%	34%	28%	24%
R&D & BD - future products ²⁾	-5	-4	-21	-17
EBITDA	31	27	101	89
%	32%	30%	23%	20%
Depreciation/amortization	-9	-9	-37	-38
Operating profit (EBIT)	22	18	64	51

Due to the rounding component, totals may not tally.


- 1) Research and development expenses – existing product portfolio includes R&D expenses for new product variants under existing brands, regulatory work and quality.
- 2) Research and development expenses - future products includes R&D expenses for new product candidates, for example MOB-015.

Balance Sheet before the transaction



(MSEK)	2018.12.31	2017.12.31
Assets		
Intangible assets	1 034	980
Property, plant and equipment	0	1
Deferred tax asset	5	9
Total non-current assets	1 040	990
Inventories	25	27
Trade receivables and other receivables	76	87
Cash and cash equivalents	111	119
Total current assets	212	233
TOTAL ASSETS	1 252	1 223
Equity	594	552
Non-current interest-bearing liabilities	594	592
Non-current non-interest bearing liabilities	0	-
Deferred tax liability	7	5
Total non-current liabilities	601	597
Current non-interest-bearing liabilities	56	74
Total current liabilities	56	74
TOTAL EQUITY AND LIABILITIES	1 252	1 223

OTC-portfolio with double-digit growth



Net revenue by product (SEK thousand)	Oct-Dec					Full Year				
	2018	2017	Percentage changes			2018	2017	Percentage changes		
			Fixed Rate	FX effect	Total			Fixed Rate	FX effect	Total
Kerasal Nail®	35,394	32,159	2	8	10	175,889	154,169	11	3	14
- of which direct sales	20,323	14,717	26	12	38	131,345	103,927	23	3	26
- of which to distributors	15,071	17,442	-18	4	-14	44,543	50,242	-15	4	-11
Dermoplast®	31,580	23,274	24	12	36	117,984	95,451	21	3	24
New Skin®	23,410	20,950	1	11	12	94,107	86,568	6	3	9
Other products	6,680	5,409	12	12	24	42,680	32,728	26	3	30
CURRENT PORTFOLIO	97,065	81,792	9	10	19	430,659	368,915	14	3	17
Divested products	-	8,332	-100	-	-100	8,382	70,117	-88	-	-88
TOTAL NET REVENUE	97,065	90,124	-2	10	8	439,041	439,032	-2	2	0

*Fiber Choice® divested Aug 28, 2017 and Balmex® divested April 27, 2018

Transaction announcements


Pipeline assets

Recent progress in brief

Moberg Pharma going forward



Focused on delivering pipeline value



We are focused on realizing the substantial value of our pipeline

- Our decision to divest the commercial operations realizes a compelling value for the OTC-business, while making the significant MOB-015-potential visible
- We look forward to continuing to create value for the shareholders of Moberg Pharma with a more focused business strategy and secured funding for MOB-015 at an attractive implied value
- The upcoming year will be pivotal for the company, with Phase 3 data for MOB-015 in North America expected in the fourth quarter and progressing commercialization plans with current and future partners



Moberg Pharma AB (Publ)
Gustavslundsvägen 42, 5 tr.
167 51 Bromma
mobergpharma.se